

Welcome to *The Wave*!

The SEA's monthly newsletter where we share our passions, projects, and pressing environmental issues with YOU!

General Announcements:

- Next meeting: Thursday, March 4th at 7pm on Zoom (check CampusGroups for a link)!
- Please also reach out to Doug or Samina if you'd like to get involved with 'the Wave' and/or the SEA!

Look out for:

- Ways to be an activist from home
- Info on lesser-known environmental issues
- Tips for composting from a dorm room



the Wave

March 2021

Instagram: @wac.sea
Facebook: **The Student Environmental Alliance at Washington College**

FROM THE STUDENT ENVIRONMENTAL ALLIANCE AT WASHINGTON COLLEGE

Newsletter Table of Contents:

Pg. 3-5: Sustainable Living

Pg. 3: Composting From a Dorm Room

Pg. 4: What Can Be Composted

Pg. 5: What Cannot Be Composted

Pg. 6-8: Activism

Pg. 6: Lesser-known Environmental Issues

Pg. 7-8: Ways To Be An Activist From Home




**Photo taken by
Mirabelle White**



Sustainable Living

Want to compost in your dorm room? The WAC Composting Team has created a guide for what you can and cannot compost at the college. Collect your compostables in your dorm, preferably in a sealable container, then dump your contents into the leftmost concrete bin located in the campus garden. Have further questions about composting at WAC? Contact the composting team at washcollcompost@gmail.com or check them out on Campus Groups.



Example of sealable container for composting



What Can Be Composted?

Items In Your Dorm That CAN Be Composted:

- Beans
- Bread
- Coffee grounds
- Crackers
- Dairy items (in small quantities)
- Dead houseplants
- Dryer lint
- Eggshells
- Fruit and vegetables (skin, seeds, refuse, etc.)
- Houseplant trimmings
- Jell-O
- Meat items (in small quantities)
- Muffins
- napkins/paper towels
- Paper
- Pasta
- Pizza boxes
- Popcorn (popped or not)
- Post-it notes
- Teabags (no plastic or staples!)
- Rice (cooked or not)
- And more!

A tip from the Composting Club!

“Most organic items can be composted at WAC! Organic items are items that are carbon-based and come from the earth, i.e., paper that comes from trees is organic!”

What Cannot Be Composted?

Items In Your Dorm That CANNOT Be Composted:

- Animal bones from meat
- Animal feces/cat litter
- “Biodegradable” bags
- Coated cardboard packaging
- colored/inked paper (recycle instead)
- Cooking oils/grease
- Plastic-lined paper products (i.e., coffee cups from Java, some clothing tags, some paper plates, etc.)
- Plastic tape
- Plastic wrap (of any kind)
- Stickers on fruits and vegetables
- Tinfoil
- Toxic material
- Used menstruation products
- And more!

A tip from the
Composting Club!

“Most inorganic items can’t be composted at WAC! Inorganic items are items that are not carbon-based and don’t come from the earth, i.e., plastic!”

Lesser-known Environmental Issues:

→ American Water Crisis

According to the United Nations General Assembly, clean drinking water and sanitation are human rights. However, there are still billions of people affected by water crises across the world, and over 30 million Americans are included in this number. While certain places like Flint, Michigan gained national publicity and aid after outcry from citizens about contaminated water, many cities in America still do not have access to water that meets health standards - specifically many poor and minority communities.

→ Pharmaceutical Waste

All of us have taken medicine in some form in our lives. However, have you ever thought about how unused, expired, or contaminated medicine is disposed of? All unused medicinal drugs are considered pharmaceutical waste and need to be properly disposed of. According to the World Health Organization, 85% of waste generated from health-care related activities and resources is general waste, but the remaining 15% can be hazardous. The best way to dispose of pharmaceutical waste is to take it to drug-take-back sites. These are often located in hospitals, pharmacies, and law enforcement offices. Pharmaceutical waste that isn't properly disposed of can lead to contaminated surface water or groundwater, animal habitat contamination, and air pollution.

→ Electronic Waste

As our world becomes increasingly dependent on electronic technology, the number of electronics created is rising. However, as these products stop working or become obsolete, they need to be properly disposed of. Electronic waste, also called E-waste, can cause water, air, and soil contamination if disposed of incorrectly. To ensure that your electronics are properly disposed of, be sure to take advantage of company trade-in opportunities and local electronic recycling programs. With this, be sure to take good care of your electronics to make them last as long as possible!

Ways To Be An Activist From Home

We in SEA understand that being environmentally conscious can be difficult while having to stay at home. Because of this, we've put together a list of some easy ways to be an activist while staying safe!

1. Educate Yourself About Local Environmental Issues

Researching local issues is important when trying to learn about the environment around your home. These issues are often lesser-known or reported on because they don't always have global effects. However, that doesn't mean that they aren't important issues! Learning about local environmental issues can be a great introduction to environmental activism.

2. Raise Awareness

Talking to people, posting on social media, writing in to local newspapers, or writing newsletters about environmental issues are all great ways to educate the people around you! Whatever ways you choose to raise awareness, you can know that you're doing your part to help both your community and the environment.




Photo taken by
Mirabelle White


3. Donate to Efficient Charities

This is a hard time for many people financially, but those who have a steady income may find themselves having extra money that would normally be spent on other activities. If you find yourself in this position, consider donating to environmental charities! Because so many environmental groups are nonprofits and donation driven, they can always use donations, no matter how small.



4. Live Sustainably

An easy way to help the environment is to live your life in a more earth-friendly way. Try adding just one environmentally friendly habit to your life this month! Some easy habits include composting, making your own household cleaners, thrifting instead of buying new, and ditching single-use plastics.



Photos taken by
Mirabelle White

